

24-Port Giga PoE Switch with 2-Port 1G/10G Fiber

User's Manual

FCC Warning

This device has been tested and found to comply with limits for a Class A digital device, pursuant to Part 15 of FCC Rules. These limits are designed to provide reasonable protection against harmful interference when the equipment is operated in a commercial environment. This equipment generates and radiates radio frequency energy and, if not installed and used in accordance with the user's manual, it may cause interference in which case users will be required to correct interference at their own expenses.

CE Warning

This is a Class A product. In a domestic environment, this product may cause radio interference in which case the user may be required to take adequate measures.

Introduction

This switch provides 24 10/100/1000M UTP and 2 1G/10G SFP/SFP+ ports. It was designed for easy installation and high performance in an environment where traffic is on the network and the number of users increases continuously.

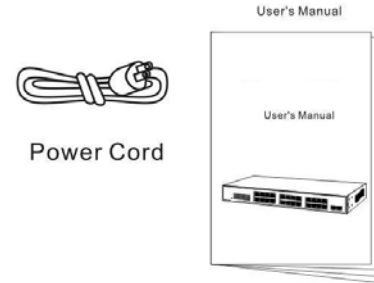
It consists of 24 PSE/PoE ports. That can solve the limitation of the power outlet location and offer the system designer a flexible solution to locate the network device everywhere.

The rack-mount size was specifically designed for medium to large workgroups. The Switch can be installed where space is limited; moreover it provides smooth network migration and easy upgrade to network capacity. The 19" size can be rack-mount on 19" cabinet.

Package Contents

Before you start to install this switch, please verify your package that contains the following items:

- One PoE Giga Ethernet Switch
- One Power Cord
- One User's Manual



Note: If any of these items is found missing or damaged, please contact your local supplier for replacement.

Key Features

- 24 Port 10/100/1000M Nway (Auto-negotiation) Switch with 2 Ports SFP+
- 24 PSE/PoE function ports
- Supporting the power Max. 30 W for each PSE/PoE port
- 19" rack-mount size
- Auto-learning of networking configurations
- Auto-detect full/half-duplex modes for any port
- Dedicated full-duplex 2Gbps bandwidth
- Store-and-Forward switching methods
- IEEE 802.3x flow control for full-duplex and back-pressure flow control for half-duplex
- Non-blocking & Non-head-of-line blocking full wire speed forwarding
- Auto-MDI/MDI-X function for any port
- Smart plug & play

Front Panel (LEDs)

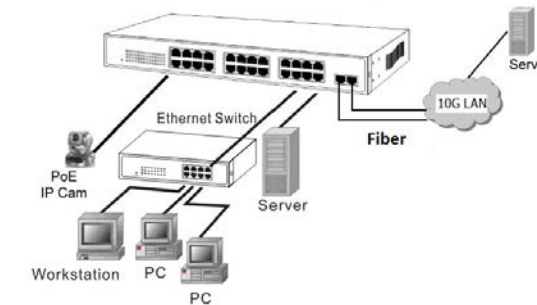
LED Indicators of 24 Port PoE 10/100/1000M Switch 2 Port SFP/SFP+

LED	Status	Description
Power	On	Power is on.
	Off	Power is off.
LAN	Green On	Connect in 1000Mbps.
	Yellow On	Connect in 10/100Mbps
	Off	No connection.
	Flashing	Data is transmitting or receiving
PoE	Yellow On	Port is linked to Power Device
	Off	No Power Device is connected

Connections

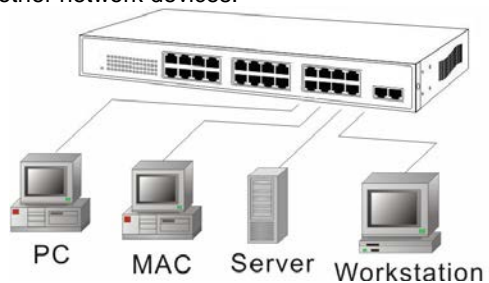
Switch/Hub to this 24 Port PoE Giga Ethernet Switch and 2 Port SFP/SFP+

This switch provides automatic crossover detection functionality for any port. It is simple and friendly to up-link to another switch without crossover cable.



PC/Other devices to this 24 Ports Giga Ethernet Switch

Via a twisted pair cable straight through, this switch can be connected to PCs, servers and other network devices.



Power Device to this 24 Port PoE Giga Ethernet Switch and getting 56V power source through Cat. 5 cables

Using Cat. 5 twisted-pair cable to connect Power Device to the port 1~24 of this switch, and then this switch will supply 56V power to Power Device over Cat. 5 twisted-pair cable. Please be noted Power Device should also comply with IEEE 802.3at(30w per PoE port) and 802.3af.

Rear Panel (Power)

AC input

AC input (100~240V/AC, 50~60Hz)



Technical Specifications

Standards	IEEE 802.3at/802.3af IEEE 802.3 10BaseT IEEE 802.3u 100Base-TX IEEE 802.3ab 1000Base-TX IEEE 802.3ae 10G BaseT IEEE 802.3x Flow control
Features	Number of Ports: 24 PSE/PoE Ports MAC Address: 16K Buffer Memory: 4MB Method: Store and Forward
Filtering/ Forwarding Rates	10Gbps port – 14,880k pps 1000Mbps port – 1,488,000pps 100Mbps port – 148,800pps 10Mbps – 14,880pps
Transmission Media	10BaseT Cat. 3, 4, 5 UTP/STP 100/1000BaseTX Cat. 5 UTP/STP
LED Indicators	Per Port: LINK/ACT, PoE ACT/Status Per Unit: Power
Power Input	100~240V/AC, 50~60Hz
Power Output	56V/DC Per Port Output – 30 W Max Per Port 8 Ports at Full 30 W Output Supported
Power Consumption	150W or 250 Watts (Max)
Dimensions	440 x 200 x 44 mm (L x W x H)
Weight	3.5 kg
Operating Temperature	0 to 40°C
Storage Temperature	-20 to 70°C
Humidity	10 to 90% RH (non-condensing)
Certifications	FCC Class A, CE