



RP-INS1200 Series

1200VA~8000VA Line Interactive pure sine wave Inverter

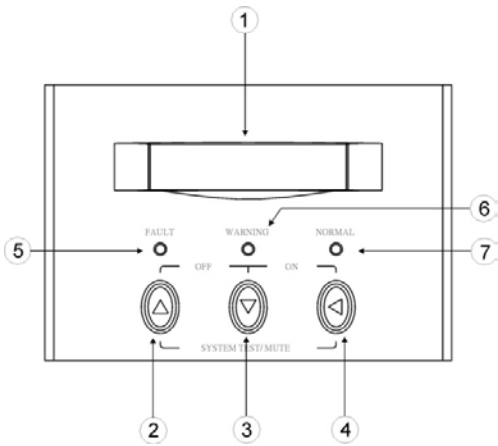
RP-INS1200 series, a powerful all-in-one inverter which delivers unsurpassed clean true sine wave output power for all appliances in the office, home and industry, from a cell phone charger to a circular saw, including work lights, drills, vacuums, printer, fax machines, soldering irons, and more.

The UPS can be use at job sites, traveling, camp sites and during power failure emergencies. With its strong and durable design, The UPS can be connected to non-limited number batteries and to ensure non-stop 24 hours operation. The built-in 5-stage intelligent charger provides an efficient charge ability without the risk of overcharge. Optional solar charger server supports solar panel to work in parallel with utility. The compact & modular design make utility interactive installations easier and more cost effective. It is a high quality product which offers the best performance for home, office use as well as in the industry.

Feature

- Un-limited load applicability
- Un-limited batteries backup time
- 24 hours operation on the inverter
- Multi-stage charger supports batteries up to 600AH
- Compatible with both linear & non-linear load
- Controllable & Removable panel with LCD
- Parameter pre-settable
- Low DC Voltage supports Office and Home appliances
- DC start and automatic self-diagnostic function
- High efficiency design to save electricity
- Low heat dissipation in long time operation
- Designed to operate under harsh environment
- Optional Multiple interfaces cards available
- Support solar panel (Optional)

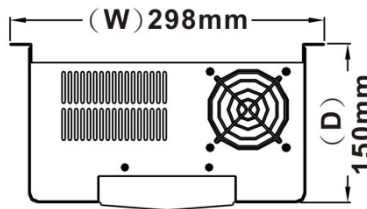

Front Panel



1. LCD Display
2. Up-key
3. Down-key
4. Enter-Key
5. Fault LED (red)
6. Warning LED (yellow)
7. Normal LED (green)
8. ON/TEST/MUTE key

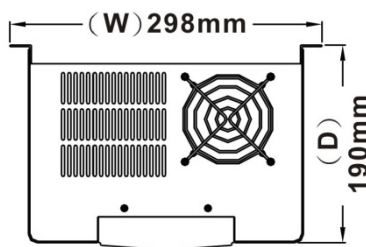

Rear Panel

1.2KVA Wall Mounted Type



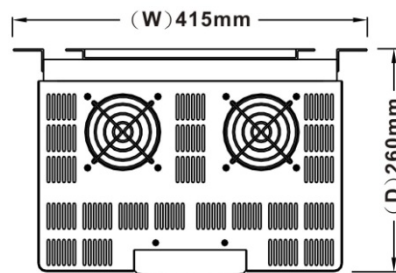
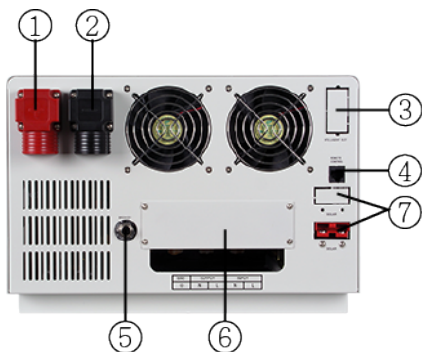
1. BATTERY(+)
2. BATTERY(-)
3. Intelligent Slot
4. Remote Control
5. Breaker
6. Terminal
7. Solar

2.4KVA / 3.6KVA Wall Mounted Type



1. BATTERY(+)
2. BATTERY(-)
3. Intelligent Slot
4. Remote Control
5. Breaker
6. Terminal
7. Solar

5KVA / 6KVA / 8KVA Wall Mounted Type



1. BATTERY(+)
2. BATTERY(-)
3. Intelligent Slot
4. Remote Control
5. Breaker
6. Terminal
7. Solar

Specification

Model	Mode	RP-INS1200	RP-INS2400	RP-INS3600	RP-INS5000	RP-INS6000	RP-INS8000		
Capacity	VA / Watt	1.2KVA / 800W	2.4KVA / 1600W	3.6KVA / 2400W	5KVA / 4000W	6KVA / 6000W	8KVA / 8000KW		
Input	Nominal Voltage	230Vac / 120Vac					230Vac(only)		
	Voltage Range	Acceptable Voltage Range	120Vac-270Vac / 60Vac-135Vac					120Vac-270Vac	
		Frequency	50Hz / 60Hz Auto Sensing (45Hz - 70Hz)						
		Line Low Transfer	120Vac ± 2% ; 60Vac ± 2%					120Vac ± 2%	
		Line Low Return	130Vac ± 2% ; 65Vac ± 2%					130Vac ± 2%	
		Line High Transfer	270Vac ± 2% ; 135Vac ± 2%					270Vac ± 2%	
		Line High Return	260Vac ± 2% ; 130Vac ± 2%					260Vac ± 2%	
Output	Voltage	230Vac (220V or 240Vac re-settable via LCD panel); 120Vac (110V or 115Vac re-settable via LCD panel)							
	Voltage Regulation	Line Mode	Follow Ac Line Voltage						
	Frequency Regulation	Battery Mode	< 3% RMS for entire battery voltage range						
	Waveform	Line Mode	Follow Ac Line Hz						
	Power Factor	Battery Mode	50Hz or 60Hz ±0.1Hz						
	Efficiency	Pure Sine wave		0.67		0.8	1		
	Overload Protection	Line Mode	Circuit Breaker						
		Battery Mode	110% ~ 150% for 30 sec. , >150% for 200ms						
	Transfer Time	Typical	< 8 ms.						
	Battery	Battery Voltage	24Vdc	24Vdc	24Vdc	24Vdc	48Vdc		
Backup Time(at Full Load)		Long Time Available							
Charging Current (3 Steps Selectable)		10~30A	10~ 40A			10~50A			
Display for LCD (Option)	LCD	UPS status, I/P&O/P Voltage Frequency, Load%, Battery Voltage & %, Temperature, Model							
	LED	Normal (Green), Warning (Yellow), Fault (Red)							
Audible Alarm	Battery Mode	Beeping every 4 seconds							
	Low Battery	Beeping every second							
	UPS Fault	Beeping Continuously							
	Overload	Beeping twice per second							
Environment	Operation Temperature	0-40 degree C; 32-104 degree F							
	Relative Humidity	0-95% non-dondensing							
	Audible Noise	Less than 45dBA (at 1M)			Less than 46dBA (at 1M)				
Physical	Net Weigh (Kgs)	14.8	23	24.2	49.2Kg	51.4Kg	53.6Kg		
	Dimension(WxHxD)mm (wall mount)	298*400*150		298*450*190		415*600*260			

Ordering information

RP-INS1200	1.2KVA/800W Line Interactive pure sine wave Inverter
RP-INS2400	2.4KVA/1600W Line Interactive pure sine wave Inverter
RP-INS3600	3.6KVA/2400W Line Interactive pure sine wave Inverter
RP-INS5000	5KVA/4000W Line Interactive pure sine wave Inverter
RP-INS6000	6KVA/6000W Line Interactive pure sine wave Inverter
RP-INS8000	8KVA/8000W Line Interactive pure sine wave Inverter
MOD-INSSPC	Solar PC Board

REPOTEC CO., LTD.

3F., No.258, Liancheng Rd., Zhonghe District., New Taipei City 235, Taiwan

TEL: 886-2-8227-1888 FAX: 886-2-8227-1818